



5200 Beethoven Street, Los Angeles, CA 90066
 TEL: (310)306-5556 • FAX: (310)821-7413
 WEB: www.ophirrf.com • E-MAIL: sales@ophirrf.com

MODEL 4044
2-30 MHz
2500 WATTS
LINEAR POWER RF AMPLIFIER

Solid State Broadband High Power RF Amplifier

The 4044 is a 1000 Watt broadband amplifier that covers the 2-30 MHz frequency range. This amplifier utilizes Class A linear power devices that provide low harmonics, high gain, and excellent stability

Due to robust engineering and employment of the most advanced devices and components, this amplifier achieves high efficiency operation with proven reliability, Like all OPHIR_{RF} amplifiers, the 4044 comes with an backed by a multiyear warranty and Ophir RF's commitment to total customer satisfaction.

	<u>Parameter</u>	<u>Specification @ 25° C</u>
<u>Electrical</u>		
1	Frequency Range	2-30 MHz
2	Saturated Output Power	2500 Watts Nominal
3	Power at P1dB	1500 Watts Minimum
4	Small Signal Gain	+61 dB Minimum
5	Gain Flatness	± 2.0 dB Maximum
6	IP ₃	+65 dBm typical
7	Input VSWR	2:1 max
8	Harmonics	-15dBc Minimum @ 1500 Watts
9	Spurious Signals	< -60dBc Nominal @ 1500 Watts
10	Input/Output Impedance	50 Ohms nominal
11	AC Input Power	3600 Watts Maximum
12	AC Input	180 – 240 VAC, single phase
13	RF Input	0 dBm max
14	RF Input Signal Format	CW/AM/FM/PM/Pulse
15	Class of Operation	Class A
<u>Mechanical</u>		
16	Dimensions (5RU)	19" x 8.75" x 26"
17	Weight	110 lb. max
18	Connectors	Type-N
19	Grounding	Chassis
20	Cooling	Internal Forced Air
<u>Environmental</u>		
21	Operating Temperature	0° C to +50° C
22	Operating Humidity	95% Non-condensing
23	Operating Altitude	Up to 10,000' Above Sea Level
24	Shock and Vibration	Normal Truck Transport

Specifications subject to change without notice



5200 Beethoven Street, Los Angeles, CA 90066
 TEL: (310)306-5556 • FAX: (310)821-7413
 WEB: www.ophirrf.com • E-MAIL: sales@ophirrf.com

MODEL 4044

1.0- 10 MHz
1000 WATTS
LINEAR POWER RF AMPLIFIER

	<u>Parameter</u>
<u>Front Panel Controller</u>	
25	Forward Power Monitoring
26	Reflected Power Monitoring
27	Gain Control (25 dB dynamic range of adjustment)
28	Fault Status
29	Full Protection Of any VSWR Condition, Open or Short, any Phase.
30	Remote Control Access via the Ethernet, RS-232, or IEEE-488 Communications ports
31	Integrated Automatic Leveling Control to allow end-user to maintain output even with variances in temperature, or input RF level
32	Standby/Enable Control
33	Front Panel Display for easy viewing of System Status Locally
34	Keypad buttons for full local control
<u>Circuit Protections</u>	
35	Thermal Overload
36	Over Current
37	Over Voltage
38	Open or Short VSWR Conditions
<u>Circuit Control</u>	
39	Standby (amplifier disable)
40	Gain/power setting with 25dB range
41	VSWR protection Reset
42	ALC On/ Off
<u>Circuit Indications</u>	
43	Forward Power
44	Reflected power
45	VSWR Fault
46	Temp Fault
47	Gain Setting (VVA) percentage
<u>XRF1051 Special Features</u>	
48	Specially tuned for operation in 30%-90% AM Modulation
49	Variable Power Range from 1 Watt to 1000 Watts
50	Precision Laboratory Test Standard
51	Very Stable Output Power

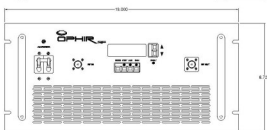
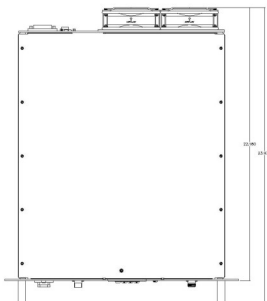
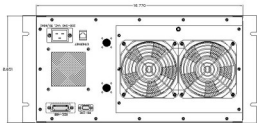
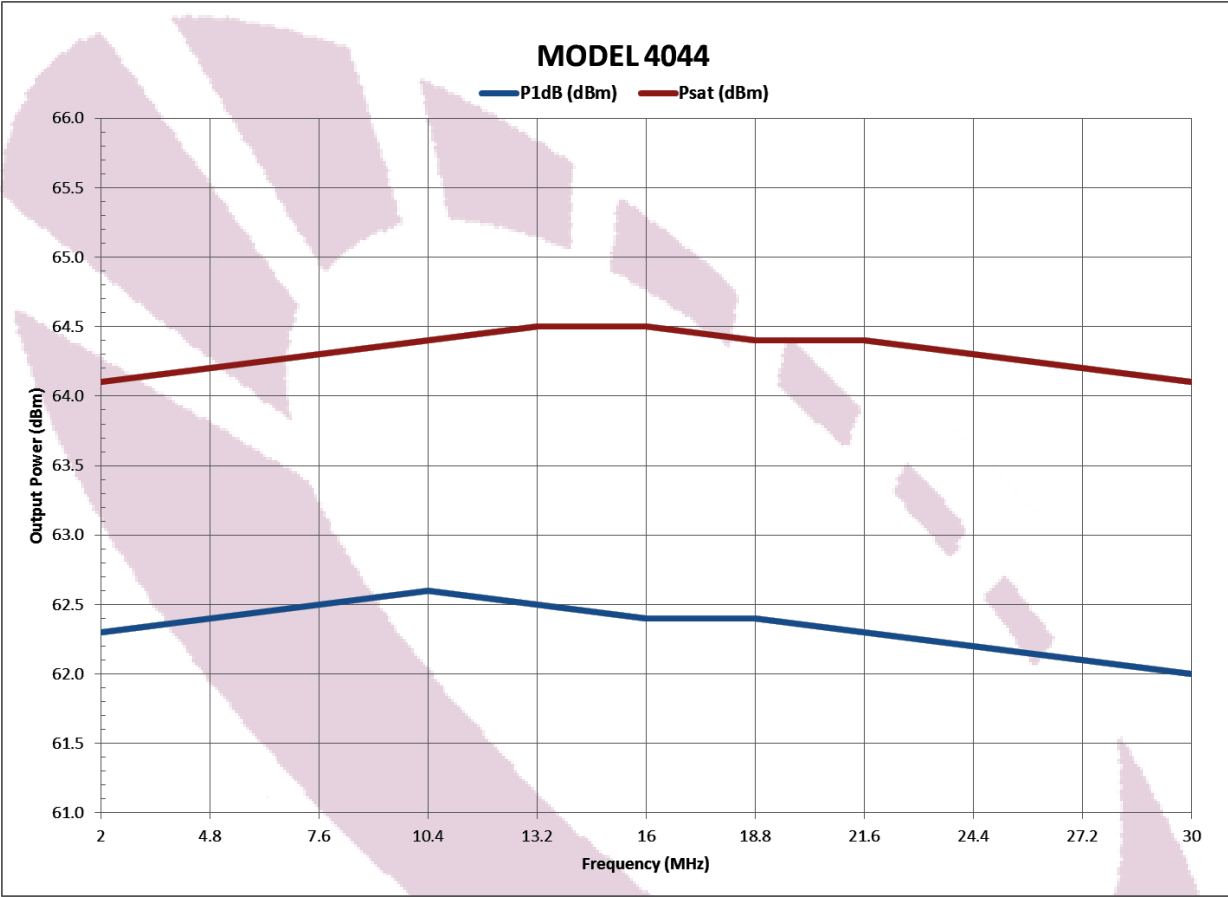


0319 Approved By: _____ Date: _____



5200 Beethoven Street, Los Angeles, CA 90066
TEL: (310)306-5556 • FAX: (310)821-7413
WEB: www.ophirrf.com • E-MAIL: sales@ophirrf.com

MODEL 4044
2-30 MHz
2500 WATTS
LINEAR POWER RF AMPLIFIER



FE MODEL SHOWN
ORDERING MODELS

- RE Rear RF Connector model with Front Panel Controller Ethernet, IEEE-488 and RS232
- FE Front RF Connector model with Front Panel Controller Ethernet, IEEE-488 and RS232