



5200 Beethoven Street, Los Angeles, CA 90066  
 TEL: (310)306-5556 • FAX: (310)821-7413  
 WEB: www.ophirrf.com • E-MAIL: sales@ophirrf.com

**MODEL 4131**  
**6.0-12.0 GHz**  
**50 WATTS**  
**LINEAR POWER RF AMPLIFIER**

**Solid State  
 Broadband High  
 Power RF  
 Amplifier**

The 4131 is a 50 Watt broadband amplifier that covers the 6.0-12.0 GHz frequency range. This amplifier utilizes Class A linear power devices that provide an excellent 3<sup>rd</sup> order intercept point, high gain, and a wide dynamic range.

Due to robust engineering and employment of the most advanced devices and components, this amplifier achieves high efficiency operation with proven reliability. Like all OPHIR<sub>RF</sub> amplifiers, the 4131 comes with an extended multiyear warranty backed by Ophir RF's commitment to total customer satisfaction.

	<u>Parameter</u>	<u>Specification @ 25° C</u>
<b><u>Electrical</u></b>		
1	Frequency Range	6.0-12.0 GHz
2	Output Power P <sub>SAT</sub>	50 Watts Nominal
	Output Power P <sub>1dB</sub>	20 Watts Minimum
3	Small Signal Gain	+48dB Minimum
4	Gain Flatness	± 4.5 dB Maximum
5	IP <sub>3</sub>	+52dBm typical
6	Input VSWR	2:1 max
7	Harmonics	-20 dBc typical
8	Spurious Signals	< -60 dBc typical
9	Input/Output Impedance	50 Ohms nominal
10	AC Input Power	1000 Watts Maximum
11	AC Input	100 – 240 VAC, single phase
12	RF Input	0 dBm max
13	RF Input Signal Format	CW/AM/FM/PM/Pulse
14	Class of Operation	Class A
<b><u>Mechanical</u></b>		
15	Dimensions	19" x 5.25" x 21"
16	Weight	55 Lbs.
17	RF Connectors	Type-N
18	Grounding	Chassis
19	Cooling	Internal Forced Air
<b><u>Environmental</u></b>		
20	Operating Temperature	0° C to +50° C
21	Operating Humidity	95% Non-condensing
22	Operating Altitude	Up to 10,000' Above Sea Level
23	Shock and Vibration	Normal Truck Transport

*Specifications subject to change without notice*



**FE MODEL SHOWN**

**ORDERING MODELS**

- RE Rear RF Connector model with Front Panel Controller Ethernet, IEEE-488 and RS232
- FE Front RF Connector model with Front Panel Controller Ethernet, IEEE-488 and RS232



5200 Beethoven Street, Los Angeles, CA 90066  
TEL: (310)306-5556 • FAX: (310)821-7413  
WEB: www.ophirrf.com • E-MAIL: sales@ophirrf.com

**MODEL 4131**  
**6.0-12.0 GHz**  
**50 WATTS**  
**LINEAR POWER RF AMPLIFIER**

### FRONT PANEL CONTROLLER FEATURES

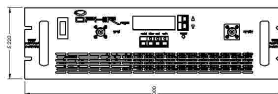
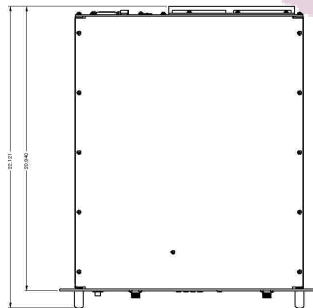
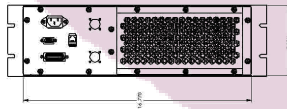
- ◇ - Forward Power Monitoring (dBm or Watts)
- ◇ - Reflected Power Monitoring (dBm or Watts)
- ◇ - Gain Control (20 dB dynamic range of adjustment)
- ◇ - Fault Status
- ◇ - Full Protection Of any VSWR Condition, Open or Short, into any Phase angle
- ◇ - Remote Control Access via the Ethernet, RS-232, or IEEE-488 communications ports
- ◇ - Integrated Automatic Leveling Control to allow end-user to maintain a steady output level with variances in temperature, or input RF level
- ◇ - Standby/Enable Control
- ◇ - Front Panel Display for easy viewing of System Status Locally
- ◇ - Keypad buttons for full local control

### CIRCUIT PROTECTIONS

- ◇ - Thermal Overload
- ◇ - Over Current
- ◇ - Over Voltage
- ◇ - Open or Short VSWR Conditions

### CIRCUIT CONTROL

- ◇ - Standby (amplifier disable)
- ◇ - Gain/power setting with 20 dB range
- ◇ - VSWR protection Reset
- ◇ - ALC On/ Off





5200 Beethoven Street, Los Angeles, CA 90066  
TEL: (310)306-5556 • FAX: (310)821-7413  
WEB: www.ophirrf.com • E-MAIL: sales@ophirrf.com

**MODEL 4131**  
**6.0-12.0 GHz**  
**50 WATTS**  
**LINEAR POWER RF AMPLIFIER**

### CIRCUIT INDICATIONS

- ◇ - Forward Power
- ◇ - Reflected power
- ◇ - VSWR Fault
- ◇ - Temp Fault
- ◇ - Gain Setting (VVA) percentage

### RFPA SYSTEM OPTIONS

- ◇ - Switched Filter Bank
- ◇ - Input Power Requirements
- ◇ - Ruggedized Version
- ◇ - Cabinet Requirements
- ◇ - Outdoor Version
- ◇ - Sample Ports
- ◇ - Racking Options
- ◇ - Many More!
- ◇ - **Consult Factory with Specific Requirements**

