



5300 Beethoven Street, Los Angeles, CA 90066
 TEL: (310)306-5556 • FAX: (310)821-7413
 WEB: www.ophirrf.com • E-MAIL: sales@ophirrf.com

MODEL 5390
20 - 1000 MHz
25 WATTS
BENCHTOP RF AMPLIFIER

**Solid State
 Broadband High
 Power RF Amplifier**

The 5390 is a 25 Watt broadband amplifier that covers the 20 – 1000 MHz frequency range. This small and lightweight amplifier utilizes Class A/AB linear power devices that provide an excellent 3rd order intercept point, high gain, and a wide dynamic range.


Due to robust engineering and employment of the most advanced devices and components, this amplifier achieves high efficiency operation with proven reliability.

The 5390 has the RF connectors located on the front panel. The AC input receptacle is located at the rear of the amplifier.

	<u>Parameter</u>	<u>Specification @ 25° C</u>
<u>Electrical</u>		
1	Frequency Range	20 – 1000 MHz
2	Saturated Output Power	25 Watts typical
3	Output Power at P-1dB	10 Watts min
4	Small Signal Gain	+46 dB min
5	Power Gain Flatness	± 1.5 dB max
6	IP ₃	+48 dBm typical
7	Input VSWR	2:1 max
8	Harmonics	-20 dBc typical @ 10 Watts
9	Spurious Signals	< -60 dBc typical @ 10 Watts
10	Input/Output Impedance	50 Ohms nominal
11	AC Input Power	≤ 250 Watts
12	AC Input	100 – 240 VAC, single phase
13	RF Input	0 dBm max
14	RF Input Signal Format	CW/AM/FM/PM/Pulse
15	Class of Operation	A/AB
<u>Mechanical</u>		
16	Dimensions	7" x 5.6" x 12"
17	Weight	9 Lbs.
18	RF Connectors (front panel)	Type-N
19	Grounding	Chassis
20	Cooling	Internal Forced Air
<u>Environmental</u>		
21	Operating Temperature	0° C to +50° C
22	Operating Humidity	95% Non-condensing
23	Operating Altitude	Up to 10,000' Above Sea Level
24	Shock and Vibration	Normal Truck Transport



Specifications subject to change without notice

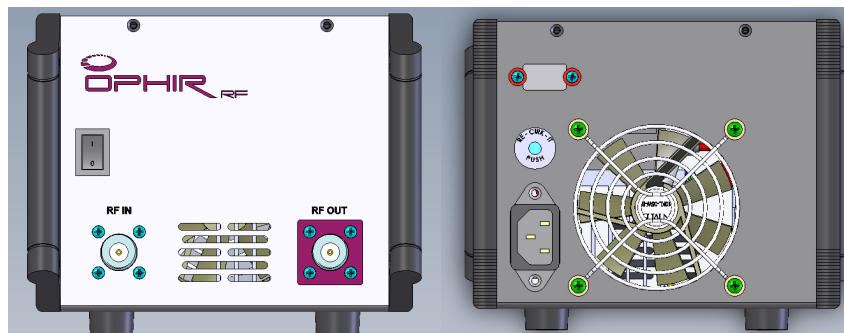
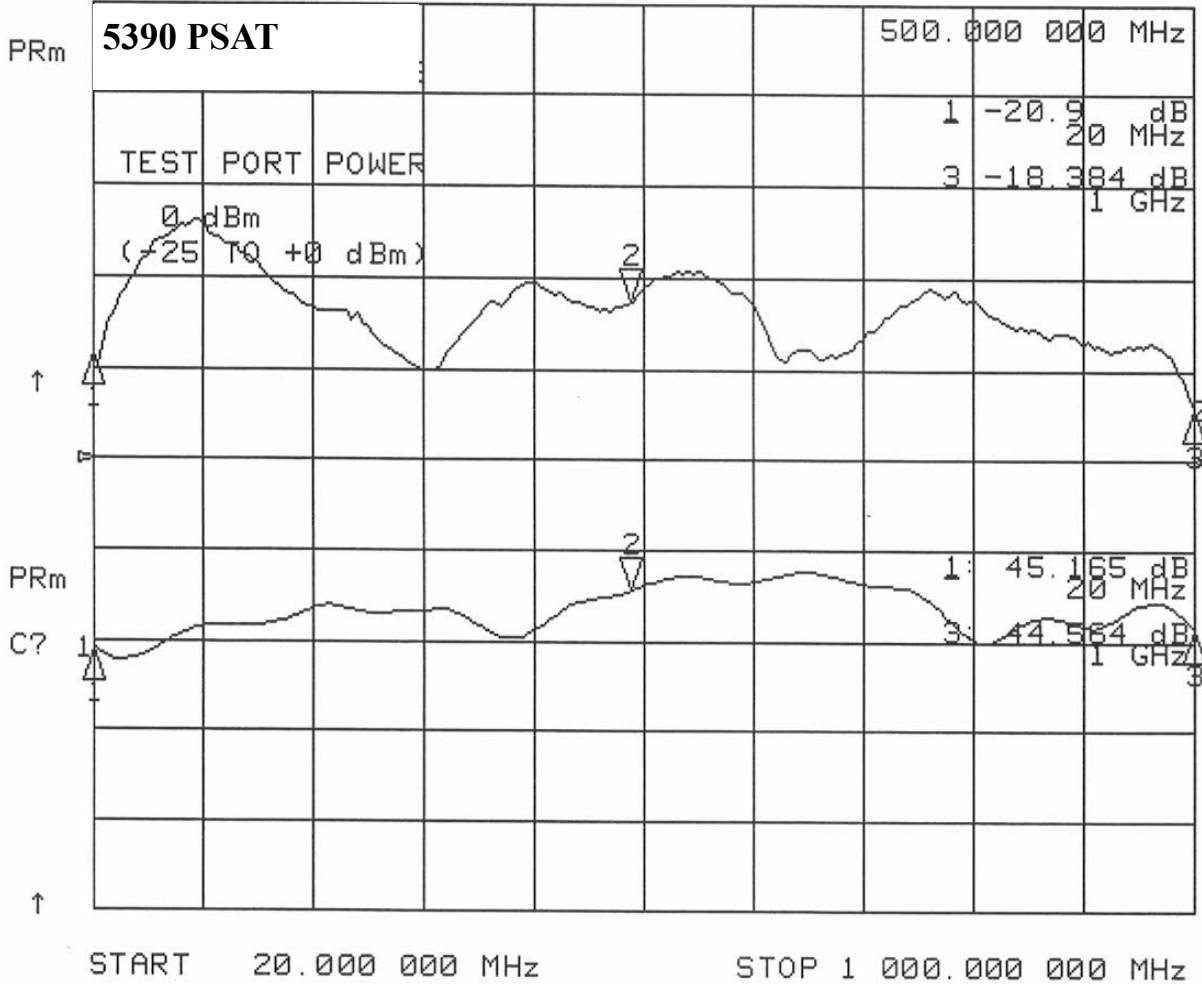




5300 Beethoven Street, Los Angeles, CA 90066
 TEL: (310)306-5556 • FAX: (310)821-7413
 WEB: www.ophirrf.com • E-MAIL: sales@ophirrf.com

MODEL 5390
20 - 1000 MHz
25 WATTS
BENCHTOP RF AMPLIFIER

23 May 2017 05:12:44
 CH1 S₁₁ log MAG 10 dB/ REF 0 dB 2 -14.42 dB
 CH2 S₂₁ log MAG 1 dB/ REF 44 dB 2: 45.744 dB



Front View of Amplifier

Rear View of Amplifier