



5200 Beethoven Street, Los Angeles, CA 90066
 TEL: (310)306-5556 • FAX: (310)821-7413
 WEB: www.ophirrf.com • E-MAIL: sales@ophirrf.com

MODEL 4131
6.0-12.0 GHz
50 WATTS
LINEAR POWER RF AMPLIFIER

**Solid State
 Broadband High
 Power RF
 Amplifier**

The 4131 is a 50 Watt broadband amplifier that covers the 6.0-12.0 GHz frequency range. This amplifier utilizes Class A linear power devices that provide an excellent 3rd order intercept point, high gain, and a wide dynamic range.

Due to robust engineering and employment of the most advanced devices and components, this amplifier achieves high efficiency operation with proven reliability.

Like all OPHIR_{RF} amplifiers, the 4131 comes with an extended multiyear warranty backed by Ophir RF's commitment to total customer satisfaction.

	<u>Parameter</u>	<u>Specification @ 25° C</u>
<u>Electrical</u>		
1	Frequency Range	6.0-12.0 GHz
2	Output Power P _{SAT}	50 Watts Minimum
3	Output Power P _{1dB}	20 Watts Minimum
4	Small Signal Gain	+48 dB Minimum
5	Gain Flatness	± 5.0 dB Maximum
6	IP ₃	+52dBm typical
7	Input VSWR	2:1 max
8	Harmonics	-20 dBc typical
9	Spurious Signals	< -60 dBc typical
10	Input/Output Impedance	50 Ohms nominal
11	AC Input Power	1,600 Watts Maximum
12	AC Input	100 – 240 VAC, single phase
13	RF Input	0 dBm nominal +3 dBm Max
14	RF Input Signal Format	CW/AM/FM/PM/Pulse
15	Class of Operation	Class A
<u>Mechanical</u>		
16	Dimensions	19" x 5.25" x 21"
17	Weight	55 Lbs.
18	RF Connectors	Type-N
19	Grounding	Chassis
20	Cooling	Internal Forced Air
<u>Environmental</u>		
21	Operating Temperature	0° C to +50° C
22	Operating Humidity	95% Non-condensing
23	Operating Altitude	Up to 10,000' Above Sea Level
24	Shock and Vibration	Normal Truck Transport

Specifications subject to change without notice



FE MODEL SHOWN

ORDERING MODELS

- RE Rear RF Connector model with Front Panel Controller Ethernet, IEEE-488 and RS232
- FE Front RF Connector model with Front Panel Controller Ethernet, IEEE-488 and RS232



5200 Beethoven Street, Los Angeles, CA 90066
TEL: (310)306-5556 • FAX: (310)821-7413
WEB: www.ophirrf.com • E-MAIL: sales@ophirrf.com

MODEL 4131
6.0-12.0 GHz
50 WATTS
LINEAR POWER RF AMPLIFIER

FRONT PANEL CONTROLLER FEATURES


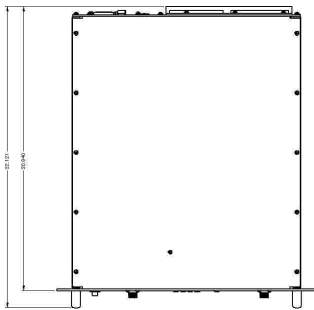
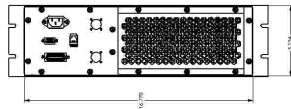
- ◇ - Forward Power Monitoring (dBm or Watts)
- ◇ - Reflected Power Monitoring (dBm or Watts)
- ◇ - Gain Control (15 dB dynamic range of adjustment)
- ◇ - Fault Status
- ◇ - Full Protection Of any VSWR Condition, Open or Short, into any Phase angle
- ◇ - Remote Control Access via the Ethernet, RS-232, or IEEE-488 communications ports
- ◇ - Integrated Automatic Leveling Control to allow end-user to maintain a steady output level with variances in temperature, or input RF level
- ◇ - Standby/Enable Control
- ◇ - Front Panel Display for easy viewing of System Status Locally
- ◇ - Keypad buttons for full local control

CIRCUIT PROTECTIONS

- ◇ - Thermal Overload
- ◇ - Over Current
- ◇ - Over Voltage
- ◇ - Open or Short VSWR Conditions

CIRCUIT CONTROL

- ◇ - Standby (amplifier disable)
- ◇ - Gain/power setting with 15 dB range
- ◇ - VSWR protection Reset
- ◇ - ALC On/ Off



ANAB ACCREDITED
MANAGEMENT SYSTEMS
CERTIFICATION BODY

Certified to
ISO 9001:2015

TÜVRheinland
Precisely Right.



5200 Beethoven Street, Los Angeles, CA 90066
TEL: (310)306-5556 • FAX: (310)821-7413
WEB: www.ophirrf.com • E-MAIL: sales@ophirrf.com

MODEL 4131
6.0-12.0 GHz
50 WATTS
LINEAR POWER RF AMPLIFIER

CIRCUIT INDICATIONS

- ◇ - Forward Power
- ◇ - Reflected power
- ◇ - VSWR Fault
- ◇ - Temp Fault
- ◇ - Gain Setting (VVA) percentage

RFPA SYSTEM OPTIONS

- ◇ - Switched Filter Bank
- ◇ - Input Power Requirements
- ◇ - Ruggedized Version
- ◇ - Cabinet Requirements
- ◇ - Outdoor Version
- ◇ - Sample Ports
- ◇ - Racking Options
- ◇ - Many More!
- ◇ - **Consult Factory with Specific Requirements**

